


ARLINGTON SCIENTIFIC, INC.

# Medical/Blood Donor Chairs

For Blood Collection, Apheresis, Oncology and other Medical Procedures

- STATIONARY CHAIRS
- MOBILE COACH CHAIRS
- PORTABLE LOUNGES
- CUSTOM EMBOSSING
- ACCESSORIES
- FEATURES



## Arlington Scientific's Values

ASI is committed to being a progressive industry leader through our pursuit of quality products, superior customer service, high corporate values and a genuine appreciation for each customer.

Arlington Scientific, Inc. operates a medical device firm which provides to the medical community quality products suitable to their intended use(s). ASI is committed to consistently delivering performance according to product claims, and in compliance with QSR regulations as described in CFR regulations.

With ASI's commitment to quality, you can be assured that each of our Donor Chair products will meet and exceed your expectations.



## Table of Contents

### Customize

Customize Any Chair ..... 3

### Stationary Chairs

Space Saver ..... 4

Horizon..... 5

Deluxe TV Mount System ..... 6

Hampton..... 7

Hampton Lite..... 8

### Mobile Coach Chairs

Mobile Coaches..... 9

Mobile Coach..... 10

Economy Mobile Coach..... 11

### Stationary/Mobile Colors/Accessories

Colors ..... 12

Stationary/Mobile Accessories..... 13-16

### Portable Chairs/Lounges

Novax ..... 17

Innova II ..... 18

Parallax ..... 19

Symetry & Symetry II ..... 20

### Portable Colors/Accessories

Portable Colors/Accessories ..... 21-24

# ARLINGTON SCIENTIFIC, INC.

1840 N Technology Dr., Springville, UT 84663  
1-801-489-8911



# Customize Your Chair





## Space Saver

LS-611-001 20" Electric  
 LS-611-003 24" Electric  
 LS-613-001 20" Manual  
 LS-613-002 24" Manual

### Dimensions:

- A. Highest head height 48.75"
- B. 48" Base length/75" Lounge length
- C. Base width 22" or 26"
- D. Entry height 22.5"
- E. Cushion width 20" or 24"
- F. Lowest foot height 25.5"

The ASI Space Saver is specially designed to accommodate space restrictions while assuring patient/donor comfort and technician safety. Interchangeable armrests allow left or right draws from either side of the lounge. Our Space Saver comes in both manual and electric models to meet your Apheresis, Oncology, Blood Collection needs.

### Features

- Interchangeable head & footrest allows left or right procedures
- Adjustable armrest mounts - you select placement
- Linear actuator motor provides lasting and reliable service
- Easy to clean seamless cushions (removable or replaceable)
- Ergonomically designed with staff AND donor in mind
- Superior tear strength fabric that resists scuffs and scrapes
- 20" or 24" width available
- Antimicrobial fabric
- Electric or Manual versions available
- 14 available colors

### Recommended Accessories

- Clear protective head & foot covers (20") - 28206-002, (24") - 28206-003
- Storage compartment (7.5 cubic feet) - 20617-010
- Aluminum toe kick, adds 2.5" to height - 28120-006
- Additional armrest - 20611-800
- Armrest clear cover - 20611-807
- Pillow - 20615-725

### Standard Configuration Electric

- One adjustable armrest
- Two control switches
- Two armrest mounts - your choice of positions
- 110V or 220V electric motor
- Rated up to 650 lbs
- Snaps for optional clear covers

### Standard Configuration Manual

- Three positions
- One adjustable armrest
- Two armrest mounts - your choice of positions
- Rated up to 650 lbs
- Snaps for optional clear covers

ASI Donor Lounges are manufactured in a FDA registered facility.





# Horizon 24" Electric Operation

LS-615-003

**Dimensions:**

- A. Highest head height 48.75"
- B. 48" Base length/75" Lounge length
- C. Base width 26"
- D. Entry height 25"
- E. Cushion width 24"
- F. Lowest foot height 25.5"

The Horizon allows you to create a pleasant and rewarding experience for every patient and donor. The entertainment options provide the needed distractions for long duration procedures. Providing comfort during a variety of procedures (Apheresis, Oncology, and Blood Collection).

**Features**

- Interchangeable head & footrest allows left or right procedures
- Adjustable armrest mounts - you select placement
- Linear actuator motor provides lasting and reliable service
- Easy to clean seamless cushions (removable or replaceable)
- Ergonomically designed with staff AND donor in mind
- Superior tear strength fabric that resists scuffs and scrapes
- Antimicrobial fabric
- 14 available colors

**Standard Configuration**

- Two adjustable armrests
- Two control switches
- Four armrest mounts - your choice of positions
- 110V or 220V electric motor
- One exterior electrical outlet
- One armrest attachment tray
- Utility tray
- Two drop down trays
- 4 scale mount blocks
- Two J rods
- Clear protective head & foot covers (24")
- Storage compartment (7.5 cubic feet)
- Aluminum toe kick, adds 2.5" to height
- Additional armrest
- Armrest protective clear cover
- Pillow
- TV hardware package
- 15" tv/dvd combo flatscreen
- Rated up to 650 lbs

ASI Donor Lounges are manufactured in a FDA registered facility.

## Deluxe TV Mount System

20611-842

- Includes lower arm base and upper arm.
- Long reach arm extends up to 64"
- Double gas spring arms allow for effortless movement
- Supports TVs from 2.2 lb to 15.4 lb
- Instantly and effortlessly float flat screen from position to position
- Maximum adjustment rendered by tilting, swiveling and rotation
- Concealed cable management for neatness and secure performance
- Add to new or existing lounges
- Can be installed on the head or foot of Space Saver and Hampton beds





Shown with optional storage compartment, toe kick, and clear covers

## Hampton

LS-617-001 Electric

LS-617-004 Manual

### Dimensions:

- A. Lowest to highest height 40" - 51.25"
- B. 42" Base length/75" Lounge length
- C. Base width 22"
- D. Entry height 22.5"
- E. Cushion width 24"
- F. Foot height 28" - 43"

The Hampton lounge provides exceptional value and allows you to add optional features and accessories to meet your staff, donor and facility needs. The Hampton is built to the same rigid standards and comfort as our other lounges to meet your Apheresis, Oncology, Blood Collection needs.

### Features

- Add only the features and options you want or need
- Adjustable armrest
- Linear actuator motor provides lasting and reliable service
- Easy to clean seamless cushions (removable or replaceable)
- Ergonomically designed with staff and donor in mind
- Superior tear strength fabric that resists scuffs and scrapes
- Antimicrobial fabric
- 14 available colors
- Rated up to 650 lbs.

### Recommended Accessories

- Clear protective head & foot covers - #28206-004
- Additional armrest - 20611-800
- Armrest clear covers - 20611-807
- Pillow - 20615-725

### Standard Configuration Electric

- 22.5" entry height
- 24" wide cushions
- Fixed orientation
- One adjustable armrest
- Two armrest mounts
- 110 V or 220 V electric motor
- Two control switches
- Snaps for optional clear covers

### Standard Configuration Manual

- 22.5" entry height
- 24" wide cushions
- Fixed orientation
- One adjustable armrest
- Two armrest mounts
- 3 locking positions
- Snaps for optional clear covers

ASI Donor Lounges are manufactured in a FDA registered facility.



## Hampton Lite

LS-617-003

**Dimensions:**

- A. Lounge length 69"
- B. Entry height 24"
- C. Lounge width 24"

The Hampton Lite is our most customizable and economical stationary lounge and is built with the same rigid standards and quality components as our other lounges. It is a reliable, lightweight (57 lbs) lounge designed to meet the needs of donor, staff and facility. The ASI Hampton Lite is a fixed reclined position lounge for your whole blood and plasma collection needs.

### Features

- Fixed orientation
- Adjustable armrest for left and right procedures
- Light weight (57 lbs)
- Easy to clean seamless cushions (removable or replaceable)
- Ergonomically designed with staff and donor in mind
- Superior tear strength fabric that resists scuffs and scrapes
- Antimicrobial fabric
- 14 available colors
- Rated up to 350 lbs

### Standard Configuration

- 24" entry height
- 24" width
- Two armrest mounts
- One adjustable armrest
- Snaps for optional clear covers

### Recommended Accessories

- Pillow - 20615-725
- Clear protective head & foot covers - 28206-004
- Econo Storage Case - SC-619
- Additional armrest - 20611-800
- Armrest clear covers - 20611-807

ASI Donor Lounges are manufactured in a FDA registered facility.



## ASI Mobile Coaches

- ASI's Mobile and Economy Coach lounges are built to provide lasting quality and versatility; essential requirements for mobile donor coaches.
- ASI's aisle facing armrest mounts and the ability to adjust lounges for right or left arm draws, allows for greater efficiency and flexibility from the same lounge.
- Each lounge is equipped with a convenient center mounted power switch that adjusts the position of the lounge, allowing for greater donor comfort.
- ASI is able to provide specialized and customized top-of-the-line chairs to meet any coach manufacturers specifications.





## Mobile Coach

LS-611-002 20" Electric  
 LS-611-004 24" Electric  
 LS-613-003 20" Manual  
 LS-611-005 24" Manual

### Dimensions:

- A. Height 38"
- B. Base length 48"/75" Lounge length
- C. Base width 22" or 26"
- D. Entry height 15" from bottom of base to seat cushion (actual height dependent upon cabinet base height)
- E. Cushion width 24" for a 26" base and 20" for a 22" base.

The ASI Mobile Coach provides the best quality and versatility for your Mobile Coach needs. The aisle facing armrest mounts allow greater flexibility with either right or left hand draws from the same lounge and is equipped with convenient center mounted power switch. The ASI mobile coach lounge is an excellent choice to meet your mobile Apheresis, Blood Collection needs.

### Features

- Interchangeable head & footrest allows left or right procedures
- Adjustable armrest mounts
- Linear actuator motor provides lasting and reliable service
- Easy to clean seamless cushions (removable or replaceable)
- Ergonomically designed with staff AND donor in mind
- Superior tear strength fabric that resists scuffs and scrapes
- 20" or 24" width available
- Antimicrobial fabric
- Rated up to 650 lbs
- Electric or Manual versions available
- 14 available colors

### Recommended Accessories

- Clear protective head & foot covers (20") - 28206-002, (24") - 28206-003
- Armrest clear cover - 20611-807
- Pillow - 20615-725
- Drop-down tray - 20611-860

### Standard Configuration Electric

- Two aisle facing armrest mounts
- One armrest
- One center mounted power switch
- 15" height
- Snaps for optional clear covers
- 110V or 220V electric motor

### Standard Configuration Manual

- 3 locking positions
- One adjustable armrest
- Two aisle facing armrest mounts
- Snaps for optional clear covers

ASI Donor Lounges are manufactured in a FDA registered facility.



## Economy Coach

LS-617-002 24" Electric  
LS-617-005 24" Manual

### Dimensions:

- A. Lowest to highest height 31" - 42.25"
- B. 42" Base length/75" Lounge length
- C. Base width 22"
- D. Entry height 15"
- E. Cushion width 24"
- F. Foot height 19" - 34"

*Shown with optional clear covers*

The Economy Coach provides exceptional value and allows you to add optional features and accessories to meet mobile blood collection needs. The Economy Coach is built to the same rigid standards and comfort as our other lounges to meet your Apheresis, Oncology, Blood Collection needs.

### Features

- Add only the features and options you want or need
- Adjustable armrest
- Linear actuator motor provides lasting and reliable service
- Easy to clean seamless cushions (Removable or replaceable)
- Ergonomically designed with staff and donor in mind
- Superior tear strength fabric that resists scuffs and scrapes
- Antimicrobial fabric
- 14 available colors
- Rated up to 650 lbs.

### Recommended Accessories

- Clear protective head & foot covers - #28206-004
- Armrest clear covers - 20611-807
- Pillow - 20615-725
- Drop-down tray -20611-860

### Standard Configuration Electric

- 15" entry height
- 24" wide cushions
- Fixed orientation
- One armrest
- 1 armrest mount
- 110 V or 220 V electric motor
- 1 center mounted power switch

### Standard Configuration Manual

- 3 locking positions
- 15" entry height
- 24" wide cushions
- Fixed orientation
- One adjustable armrest
- 1 armrest mount

ASI Donor Lounges are manufactured in a FDA registered facility.

## Standard Colors (Indicate color when ordering)


Because of different monitor and printer settings, colors are a close approximation of the actual color.




Slate Blue



Royal Blue



Flat Rock



Black



Beige



Taupe



Alabaster



Gun Metal




Claret



Forest



Tea Rose



Purple Gray

## Accessories

### Additional Armrest

Includes an armrest assembly and drawstring cover for easy replacement. Easily moves to another mount for right or left draws.

20611-800



### Armrest Protective Clear Cover

Clear removable cover helps protect the armrest. The nonporous surface allows for easy cleaning.

20611-807



### Armrest Cover w/Drawstring

Drawstring armrest covers are easy to clean and replace.

20611-801



### Clear Protective Cover (set)

One set of clear covers, used on the head and foot of the lounge to protect the cushions from excessive wear and damage. Snaps allow for easy installation and cleaning.

28206-002 (20" Space Saver)

28206-003 (24" Space Saver)

28206-004 (Hampton)



### Pillow with Snaps

Snaps onto lounge. Can be removed when not needed.

20615-725



### Comfort Plus Pillow

20617-726



### Armrest Knob

20611-806





### Warming Pads with SILVERGAURD® Technology

SILVERGUARD® fabric technology is safe and efficient in diminishing odors, promoting freshness, and extending the life-cycle of a product by attacking bacteria and other destructive microorganisms.

- Variable heat control
- Silicone sand provides radiant heat (14" x 24" pad only)
- Enhance donor comfort, keep donors/patients warm & comfortable
- Great for Apheresis, Oncology, blood donation and dialysis
- Reduce Apheresis treatment time
- Auto safety shutoff
- 11 foot cord (14" x 23"), 18 foot cord (25" x 66") for ease of use

14" x 23" Warming Pad 20631-002

24" x 39" Warming Pad 20631-004

25" x 66" Warming Pad 20631-003



### Drop-down Tray

11"x 10" drop-down tray allows for a convenient shelf when needed. Folds down flush with lounge when not in use. .

20611-815



### Utility Tray (armrest mount)

17"x 13" utility tray allows for a stable work station. Uses existing armrest or corner mounts for easy adjustability.

20615-003



### Armrest Attachment Tray

(Added onto armrest) Add onto an existing armrest. Total shelf space is 10"x 5".

20611-802



### Roller Bracket

28169-004



---

### Universal Corner Mount

Corner mounts can be used with IV and TV poles

20615-004




---

### Armrest Mounts

Left and Right armrest mounts attach to the lounge to increase lounge configurations. Armrest mounts also hold DVD and IV poles giving you the flexibility that you need.

20611-805R (Right)

20611-805L (Left)




---

### J Rod

Stainless steel J rod allows the use of attachable scale. (Scale not provided).

20614-816




---

### J Rod Mounting Block

Aluminum mounting block for use with J rod.

20611-821




---

### Linear Actuator Motor

28173-001 (110V)

28173-002 (220V)




---

### Teflon Motor Nut

28173-003



## Privacy Screens

ASI table top privacy screens are light weight, durable and easy to clean. Offered in bifold or tri-fold configurations these screens allow for convenient setup and storage.

- 20621-002 Black Plastic Bifold 24" high x 36" wide
- 20621-003 White Plastic Bifold 24" high x 36" wide
- 20621-004 Black Plastic Bifold 24" high x 48" wide
- 20621-005 White Plastic Bifold 24" high x 48" wide
- 20621-006 Black Plastic Tri-Fold 24" high x 54" wide
- 20621-007 White Plastic Tri-Fold 24" high x 54" wide



## Privacy Screen Carrying Case

Protect your screens with our ripstop carrying cases.

- 20621-010 24" x 18" - Blue ripstop fabric (Holds 2 Tri-3 Bi)
- 20621-011 24" x 18" - Black ripstop fabric (Holds 2 Tri-3 Bi)
- 20621-012 24" x 24" - Blue ripstop fabric (Holds 2 Tri-3 Bi)
- 20621-013 24" x 24" - Black ripstop fabric (Holds 2 Tri-3 Bi)



## Econo Supply Case

SC-619



## Storage Compartment

20617-010

## Aluminum Toe Kick

Wrap around aluminum toe kick.

28120-006



## Replacement Collar Repair Sleeve

20617-803L (Left)

20617-804R (Right)





**US MILITARY  
PREFERRED**

## Novax

PN-614

### Dimensions:

- A. 76" Base length/82" Pad length
- B. Entry height 24"
- C. Cushion width 23.5"
- D. Adjustable head and foot positions include - Flat, 25° or 50°

The ASI Novax is our most popular portable lounge. The unique design and articulating headrest at either end is built to last! The two inch aircraft grade aluminum frame is the most stable platform in the industry. With four armrest mount positions accommodating left and right draws from either side of the lounge.

### Features

- Most stable platform in the industry
- Rated to support up to 450 lbs.
- 2" aircraft grade aluminum frame
- Adjustable positions include- Flat, 25° or 50°
- Accommodates left- or right-sided procedures
- Adjusts easily to Trendelenburg positioning
- Pinless safety hinge
- Positive locking legs
- Folds in half with handles for easy transport
- Made with Dura-Pro® Ripstop fabric
- Easy to clean
- Optional colors available

### Standard Configuration

- Entry height: 24" (customizable from 18" - 32")
- Length: Frame 76" Pad 82"
- Width: (Pad) 23.5"
- Standard Color: Navy
- One Padded Armrest (25" x 8")
- Weight 35 lbs.

### Recommended Accessories

- Detachable pillow - 20610-726
- Carrying case - 20610-780
- Additional armrest - 20614-850
- Scale mounting block - 20610-815
- J Rod - 20614-816
- Metal armrest - 20614-800
- Mobile transport cart - 20000-002



ASI Donor Lounges are manufactured in a FDA registered facility.

ARLINGTON SCIENTIFIC, INC.

www.arlingtonscientific.com · info@arlingtonscientific.com · 1-800-654-0146



## Innova II

PI-606

### Dimensions:

- A. Head height 33"
- B. Lounge length 72"
- C. Lounge width 28.5"
- D. Entry height 26"
- E. Foot height 27" - 38"

The ASI Innova II is an economical, contoured, upright and fixed lounge. Its unique design and excellent construction provides stability, safety and rapid set-up, while keeping costs at a minimum.

### Features

- Stable platform
- 1.25" aluminum frame
- Rated to support up to 300 lbs.
- Accommodates left- or right-side procedures
- Foot end adjusts easily for Trendelenburg position
- Positive locking legs
- Folding legs and carrying strap
- Made with Dura-Pro® Ripstop fabric
- Easy to clean
- Optional colors available

### Standard Configuration

- Entry height: 26" (customizable from 18" - 32")
- Length: 72" and Width: 28.5"
- Standard color: Navy
- One padded armrest
- Weight: 35 lbs.


### Recommended Accessories

- Carrying case - 20605-780
- Pillow - 20605-725
- Carrying strap - 20605-050
- Additional armrest - 20605-800
- Mobile transport cart - 20000-002



ASI Donor Lounges are manufactured in a FDA registered facility.





## Parallax

Parallax Portable Lounge    PP-607  
 Parallax Recovery Cot        PP-607RC

### Dimensions:

- A. 76" Base length
- B. Entry height 18" - 32" (18" shown)
- C. Cushion width 27"

The ASI Parallax lounge is our true flat lounge. Simple to set up and built to last. The Parallax is great for donors that need a little extra time to recover and provides ease of transfer.

### Features

- Stable platform
- Rated to support up to 450 lbs.
- 2" aluminum frame
- Accommodates left- or right-sided procedures
- Pinless safety hinge
- Positive locking legs
- Folding legs with handles for easy carrying
- Made with Dura-Pro® Ripstop fabric
- Resists tearing and puncture
- Easy to clean
- Optional colors available

### Standard Configuration

Entry height: 18" (Customizable from 18" to 32")

- Length: 76", Width: 27"
- Standard color: Navy
- Weight: 23 lbs.

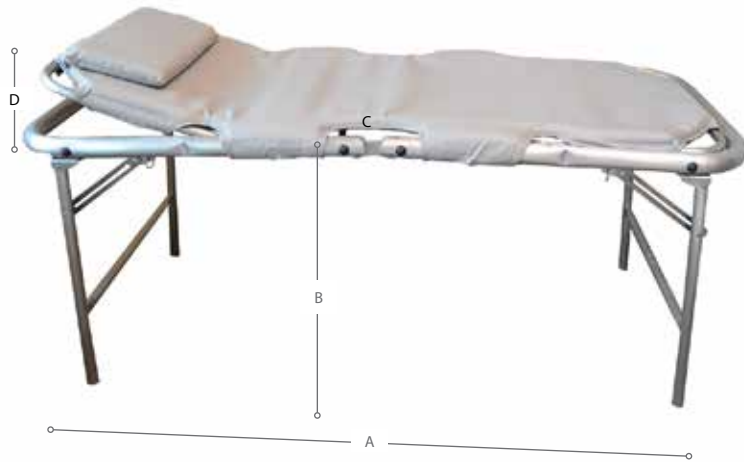
### Recovery Cot

The Parallax comes in an 18" height with all the other great features to act as one of the best recovery cots on the market today for stability, safety, reliability and ease of transfer.

### Recommended Accessories

- Carrying case - 20610-780

ASI Donor Lounges are manufactured in a FDA registered facility.



Shown with optional pillow

## Symetry & Symetry II

Symetry	PS-610
Symetry II	PS-620
Recovery Symetry	PS-610 RC

### Dimensions:

- A. 76" Base length
- B. Entry height 32"
- C. Cushion width 27" or 30"
- D. Adjustable head and foot positions include - Flat, 16°

The ASI Symetry and Symetry II lounges are flat lounges with articulating headrests at both ends. Both come with self-locking safety hinges and are made with our ripstop fabric. The ASI SYMETRY & SYMETRY II (3" wider than Symetry) is one of ASI's most versatile lounges. ASI's design engineers worked closely with health-care professionals to create this exceptional built to last portable lounge to meet your mobile blood collection needs.

### Features

- Stable platform
- Rated to support up to 450 lbs.
- Sturdy 2" aircraft-grade aluminum frame
- Technician friendly height and design
- 16° articulating headrest at either end
- Superior, Dura-Pro® Ripstop fabric
- Easy to clean
- Adjusts easily for Trendelenburg positioning
- Accommodates left or right sided procedures
- Pinless safety hinge
- Positive locking legs
- Folds in half with handles for easy carrying
- Optional colors available



### Standard Configuration

- Height: 32" (Customizable from 18"–32")
- Length: 76"
- Width: 27" / 30"
- Symetry weight 31 lbs. Symetry II 34 lbs.
- Standard Color: Navy

### Recovery Cot

The Symetry recovery cot comes with the same great features and with an 18" entry height to become one of the best recovery cots on the market!

- Height: 18" (Customizable from 18"–32")
- Same great features as the 27" Symetry.
- Weight: 22 lbs

### Recommended Accessories

- Symetry I Carrying case - 20610-780
- Symetry II Carrying case - 20610-782
- Detachable Pillow - #20610-726
- Mobile transport cart - 20000-002

ASI Donor Lounges are manufactured in a FDA registered facility.

## Portable Lounges Standard Color


(colors are a close approximation to the actual color)



Blue

## Portable Lounges Optional Colors

(indicate color when ordering)



Black



Gray

## Accessories

### Carrying Case

Protect and transport lounge with ease. Handles and shoulder strap included.

20610-780 (Novax)

20605-780 (Innova II)

20610-780 (Symetry I, Parallax)

20610-782 (Symetry II)



### Plastic Bumpers (Novax, Symetry, Parallax)

Replacement leg bumpers.

21760-200



---

### Armrest Novax

Removable Armrest assembly for right or left draws.  
20614-850



---

### Armrest Innova II

Removable Armrest assembly for right or left draws.  
20605-800



---

### Metal Armrest for Novax

Removable metal armrest with tray. Allows for right or left  
Installation. Easy to clean. (mounting block sold separately).

20614-800



---

### Replacement Pad

Cover and foam pad included. Easy removal and installation. Rip  
stop fabric for durability.

20614-700 (Novax)  
20610-702 (Symetry I)  
20620-701 (Symetry II)  
20606-750 (Innova II)



### Transport Cart

Foldable cart designed to transport up to 5 lounges. Weight 33 lbs.

20000-002



### J Rod

Stainless steel J rod allows the use of attachable scale. (Scale not provided).

20614-816



### Scale Mount Block (Novax, Symetry I, Symetry II)

Removable Aluminum mounting block for use with J rod. Installation on left or right side of lounge

20610-815



### Armrest Covers

Drawstring armrest covers are easy to clean and replace.

20614-804 (Novax)

20605-801 (Innova II)



### Detachable Pillow

Rip stop fabric. Velcro straps hold in place, allowing you to adjust the height for individual comfort.

20610-726 (Parallax, Symetry I, Symetry II)

20605-725 (Innova II)

20610-726 (Novax)





## Warming Pads with SILVERGAURD® Technology

SILVERGUARD® fabric technology is safe and efficient in diminishing odors, promoting freshness, and extending the life-cycle of a product by attacking bacteria and other destructive microorganisms.

- Variable heat control
- Silicone sand provides radiant heat (14" x 24" pad only)
- Enhance donor comfort, keep donors/patients warm & comfortable
- Great for Apheresis, Oncology, blood donation and dialysis
- Reduce Apheresis treatment time
- Auto safety shutoff
- 11 foot cord (14" x 23"), 18 foot cord (25" x 66") for ease of use

14" x 23" Warming Pad 20631-002

24" x 39" Warming Pad 20631-004

25" x 66" Warming Pad 20631-003



## Privacy Screens

ASI table top privacy screens are light weight, durable and easy to clean. Offered in bifold or tri-fold configurations these screens allow for convenient setup and storage.

20621-002 Black Plastic Bifold 24" high x 36" wide

20621-003 White Plastic Bifold 24" high x 36" wide

20621-004 Black Plastic Bifold 24" high x 48" wide

20621-005 White Plastic Bifold 24" high x 48" wide

20621-006 Black Plastic Tri-Fold 24" high x 54" wide

20621-007 White Plastic Tri-Fold 24" high x 54" wide



## Privacy Screen Carrying Case

Protect your screens with our ripstop carrying cases.

20621-010 24" x 18" - Blue ripstop fabric (Holds 2 Tri-3 Bi)

20621-011 24" x 18" - Black ripstop fabric (Holds 2 Tri-3 Bi)

20621-012 24" x 24" - Blue ripstop fabric (Holds 2 Tri-3 Bi)

20621-013 24" x 24" - Black ripstop fabric (Holds 2 Tri-3 Bi)

